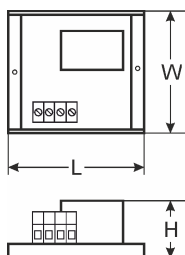
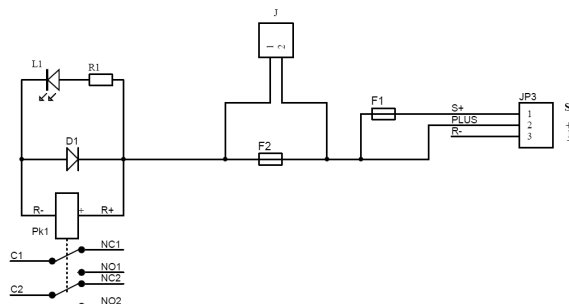



CODE: **AWZ 513** v2.0/IV
 NAME: **PK1 relay module**

EN



DESCRIPTION

The PK1 (AWZ513) relay module is to be used in low-voltage installations. It is intended for controlling and status indication in e.g. alarm or access control systems. It may be used to control devices of high power consumption via OC outputs of alarm systems. Moreover, it ensures galvanic isolation of signals, power sources relating to the outputs of the module. It features a serial fuse in the circuit of the relay (C, NO, NC).

SPECIFICATIONS	
Voltage of the relay's coil	10÷14V DC (-/+5%),
Current of the relay's coil	25mA@12VDC
Number of relays	1
Voltage of the relay's contacts	30VDC / 50VAC max.
Current of the relay's contacts	2A max.
Contacts of relay	C/NC/NO (leads Φ 2.05 mm: AWG 24-12)
ON/OFF time	15ms/8ms (-/+5%)
Fuse	F1=2A, F2=0,5A
Operating conditions	2nd environmental class, -10°C+ 40°C
Enclosure	open-frame design, IP00
Dimensions	L=70, W=43, H=20 [mm, +/-2]
Net/gross weight	0,03 / 0,05 [kg]
Installation:	installation tape or installation bolt x2
Declarations, warranty	CE, 2 year from the production date
Notes	leads on connections: Φ 0,41÷1,63 (AWG 26-14), Φ 0,51÷2,05 (AWG 24-12) - relay contacts